











## Quick-Finder Bench scales

Read-out [d] g	Weighing Range [Max] kg	Weighing plate WxD mm	Model KERN	Price excl. of VAT ex works €										
					1 DAY	M	CAL EXT	MEMORY	RS 232	PCS	TOL	MOVE	BATT	ACCU
0,02	6	340x240	FKB 6K0.02	520,-	1		•		•	•		•	•	•
0,05	6	294x225	GAB 6K0.05N	295,-	1		•		•	•	•	•	•	•
0,05	8	340x240	FKB 8K0.05	480,-	1		•		•	•		•	•	•
0,05	16	340x240	FKB 16K0.05	580,-	1		•		•	•		•	•	•
0,1	3	253x228	FCF 3K-4	185,-	1		•			•		•	•	•
0,1	3	253x229	FCB 3K0.1	215,-	1		•		•	•		•	•	•
0,1	8	252x228	FCB 8K0.1	240,-	1		•		•	•		•	•	•
0,1	8	340x240	FKB 8K0.1A	300,-	1		•		•	•		•	•	•
0,1	12	294x225	GAB 12K0.1N	295,-	1		•		•	•	•	•	•	•
0,1	16	340x240	FKB 16K0.1	480,-	1		•		•	•		•	•	•
0,1	36	340x240	FKB 36K0.1	550,-	1		•		•	•		•	•	•
0,2	6	300x225	GAT 6K-4	750,-	1		•	•	•	•	•	•	•	•
0,2	30	294x225	GAB 30K0.2N	295,-	1		•		•	•	•	•	•	•
0,2	36	340x240	FKB 36K0.2	510,-	1		•		•	•		•	•	•
0,2	65	340x240	FKB 65K0.2	550,-	1		•		•	•		•	•	•
0,5	6	252x228	FCB 6K0.5	195,-	1		•		•	•		•	•	•
0,5	15	340x240	FKB 15K0.5A	290,-	1		•		•	•		•	•	•
0,5	15	300x225	GAT 10K-4	750,-	1		•	•	•	•	•	•	•	•
0,5	65	340x240	FKB 65K0.5	510,-	1		•		•	•		•	•	•
1	3	252x228	FCE 3K1N	110,-	1		•			•		•	•	•
1	12	252x228	FCB 12K1	185,-	1		•		•	•		•	•	•
1	15	340x240	FKB 15K1A	260,-	1		•		•	•		•	•	•
1	30	253x228	FCF 30K-3	185,-	1		•			•		•	•	•
1	30	253x227	FCB 30K1	220,-	1		•		•	•		•	•	•
1	30	340x240	FKB 30K1A	300,-	1		•		•	•		•	•	•
1	30	300x225	GAT 30K-3	750,-	1		•	•	•	•	•	•	•	•
1	65	340x240	FKB 65K1A	320,-	1		•		•	•		•	•	•
1   2	6   15	295X225	GAB 6K1DNM	225,-	1	○	•		•	•	•	•	•	•
2	6	252x228	FCE 6K2N	110,-	1		•			•		•	•	•
2	24	252x228	FCB 24K2	185,-	1		•		•	•		•	•	•
2   5	6   15	294x225	GAB	225,-	1	○	•		•	•	•	•	•	•
5	10	320x260	ECE 10K-3N	95,-	1		•					•	•	•
5	10	320x260	ECB 10K-3N	110,-	1		•					•	•	•
5	15	252x228	FCE 15K5N	110,-	1		•					•	•	•
5   10	15   30	294x225	GAB30K5DNM	225,-	1	○	•		•	•	•	•	•	•
10	20	320x260	ECE 20K-2N	95,-	1		•					•	•	•
10	20	320x260	ECB 20K-2N	110,-	1		•					•	•	•
10	30	252x228	FCE 30K10N	110,-	1		•					•	•	•
20	50	320x260	ECE 50K-2N	95,-	1		•					•	•	•
20	50	320x260	ECB 50K-2N	110,-	1		•					•	•	•



### Package shipment

The time required for internal shipping preparations is shown in days in the pictogram



### Verification possible



### Adjusting program CAL

For quick setting up of the balance's accuracy. EXternal adjusting weight required



### Memory

Balance memory capacity, e.g. for article data, weighing data, tare weights, PLU etc.



### Data interface RS-232

To connect the balance to a printer, PC or network



### Piece counting:

Reference quantities selectable. Display can be switched from piece to weight



### Weighing with tolerance range



### Hold function (Animal weighing program)

a stable weight is calculated as an average value



### Battery operation

Ready for battery operation. The battery type is specified for each device



### Rechargeable battery pack

Rechargeable set